



now!
by hülsta

easy



1719
E

www.now.huelsta.com

● ● ● made in germany

E

now! easy

So easy is creative furnishing: you simply put together whatever you like, how you like, choosing from versatile units with fronts in pure white lacquer, natural wood and mellow yet deep colour shades: single design units, combinations, cabinets, wardrobes, media units.

Planning notes

Lists of versions

Versions Carcase and front

Pure white lacquer

Versions Accent 1: Frame and rear wall

Pure white lacquer
Light grey lacquer
Natural oak



Versions Accent 2: Door of wall design box



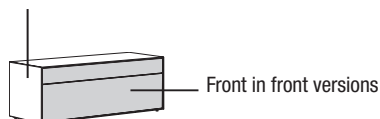
Price group I	Pastel green lacquer
Pure white lacquer	Dark blue lacquer
Price group II	Dark green lacquer
Light grey lacquer	Vanilla yellow lacquer
Sand lacquer	Violet lacquer
Teal blue lacquer	Natural oak
Old rose lacquer	Core walnut

Versions Legs

Brushed stainless steel

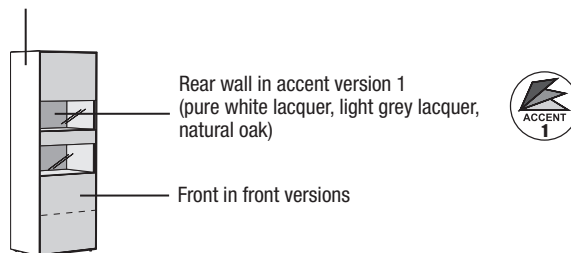
Assembly units

Carcase in carcase versions



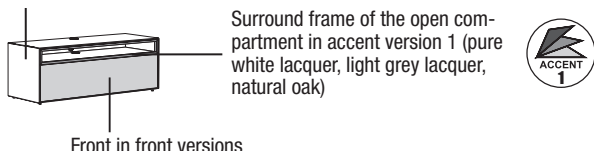
Cabinets

Carcase in carcase versions



Assembly units and media lowboard with open compartment

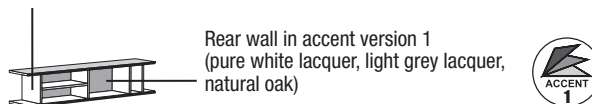
Carcase in carcase versions



Surround frame of the open compartment in accent version 1 (pure white lacquer, light grey lacquer, natural oak)

Wall bookcase

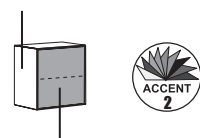
Carcase in carcase versions



Rear wall in accent version 1 (pure white lacquer, light grey lacquer, natural oak)

Wall design box

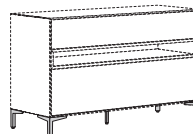
Carcase in carcase versions



Door in accent version 2 (pure white lacquer, light grey lacquer, sand lacquer, teal blue lacquer, old rose lacquer, pastel green lacquer, dark blue lacquer, dark green lacquer, vanilla yellow lacquer, violet lacquer, natural oak, core walnut)

Legs

Brushed stainless steel



- **hülsta-Push-to-open:** All drawers, hinge-doors and flaps with hülsta-Push-to-open
- Since 1996, we are entitled to label all of our modular furniture and base frames with the strictly regulated "Blue Angel", which awards products that are low in emissions and especially environmentally friendly.
- **Important note:** Because orders are read automatically, the correct type number for the required unit must be stated in the order. Please be sure to remember this in the order!



Please be sure to see the “now! general“ chapter on the following subjects:

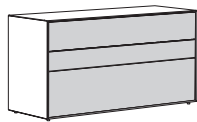
- Important notes on including lighting
- Remote control unit for LED lamps
- IR repeater set for lowboards
- Flatscreen TV sizes overview
- Flap hinge
- Wall units
- Maximum loads
- Quality of walls / assembly instructions

Important note:
Because orders are read automatically, the correct type number for the required unit must be stated in the order. Please be sure to remember this in the order!

Planning notes

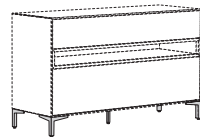
Planning assembly units / cabinets

Planning step 1



Choice of unit
in the required version

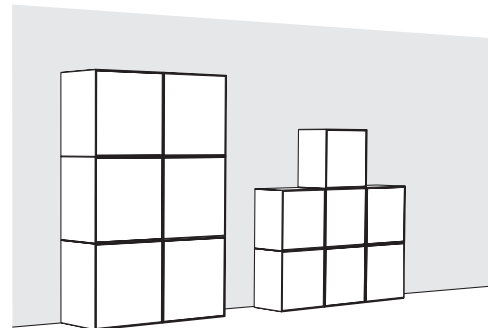
Planning step 2



Choice of optional legs or wall bracket and optional lamp

The wall bracket is necessary for fitting assembly units and cabinets on walls (stacking or suspending). In this case the legs are omitted. Note: wall units always include a wall bracket. If units are to be fitted on legs, legs must be ordered for each unit.

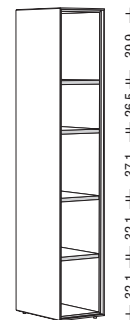
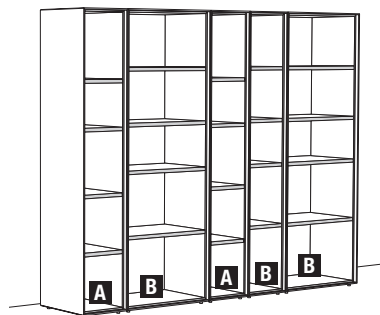
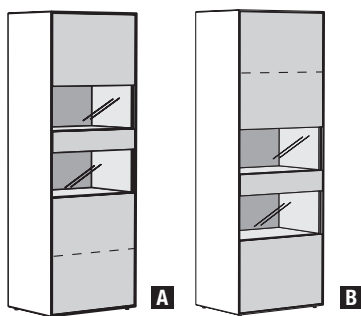
Stacking assembly units



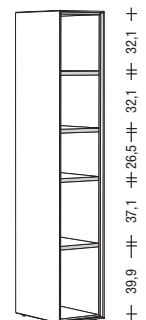
With now! easy it is possible, to stack assembly units. In this case a wall bracket must be ordered for each stacked unit.

Planning cabinet and bookshelf in the versions A and B

Planning step 1



Compartment heights of cabinet A and bookshelf A



Compartment heights of cabinet B and bookshelf B

Choice of unit
in the required version

Note on cabinets and bookshelves in the versions A and B:
Due to the different glass cut-out sections in the cabinets A and B, the shelves in the cabinets are at different height positions. If the shelves of the bookshelf shall have the same height position as the cabinet, cabinet A has to be combined with bookshelf A resp. cabinet B with bookshelf B.

Dining tables and chairs:
see now! dining type list.

Wardrobes:
see now! wardrobes type list.

Beds:
see now! sleeping type list.

Versions Carcase and front

Pure white lacquer

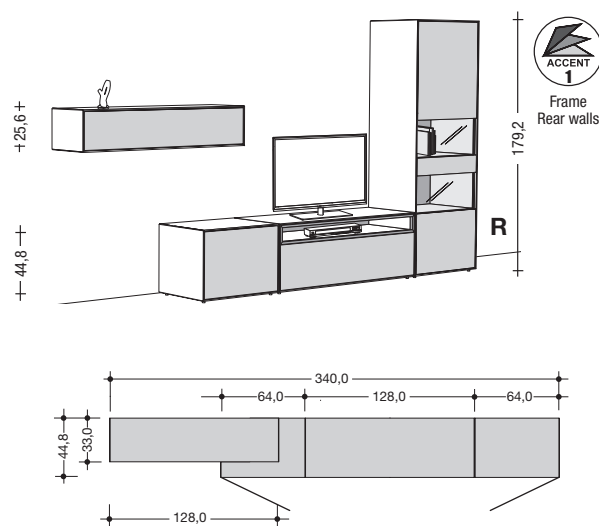
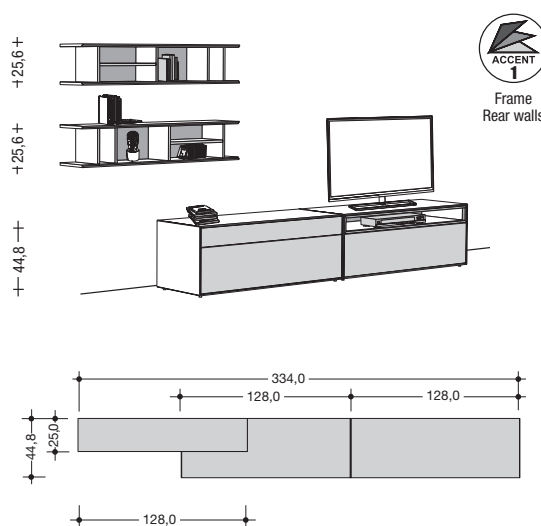
Versions Accent 1: Frame and rear wall

Pure white lacquer
Light grey lacquer
Natural oak

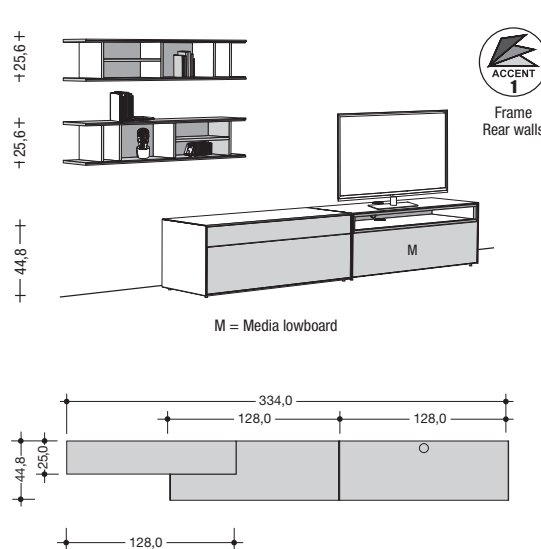


Special combinations

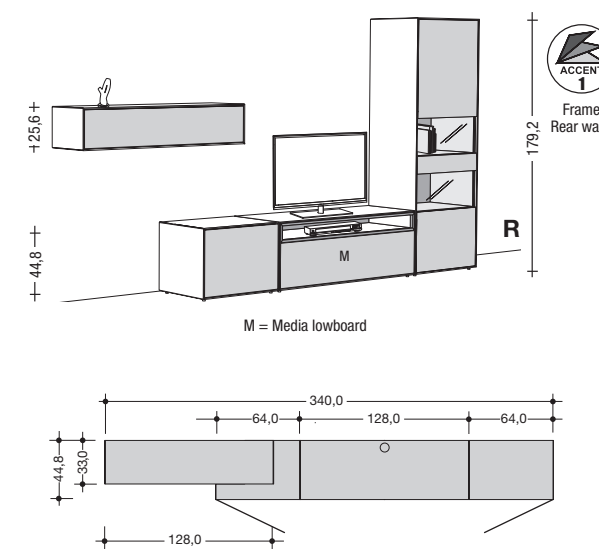
Special combinations are arrangements that are reduced in price. This price advantage is only available when the arrangement is ordered exactly as described. The special combinations can be enhanced by including accessories. These are charged extra.



Article	Special combination	Special combination
H x W x D in cm	162 x 334 x 44.8	180.7 x 340 x 44.8
Order no.	Order no.	Order no. as illustr. / vice versa
Accents in pure white lacquer	990013	992023 / 991023
Accents in light grey lacquer	990014	992024 / 991024
Accents in natural oak	990015	992025 / 991025



M = Media lowboard



M = Media lowboard

Article	Special combination	Special combination
H x W x D in cm	162 x 334 x 44.8	180.7 x 340 x 44.8
Order no.	Order no.	Order no. as illustr. / vice versa
Accents in pure white lacquer	990113	992123 / 991123
Accents in light grey lacquer	990114	992124 / 991124
Accents in natural oak	990115	992125 / 991125

L/R = Door hinge of cabinet left/right

**Versions Accent 2:
Door of wall design box**



● ● ● made in germany

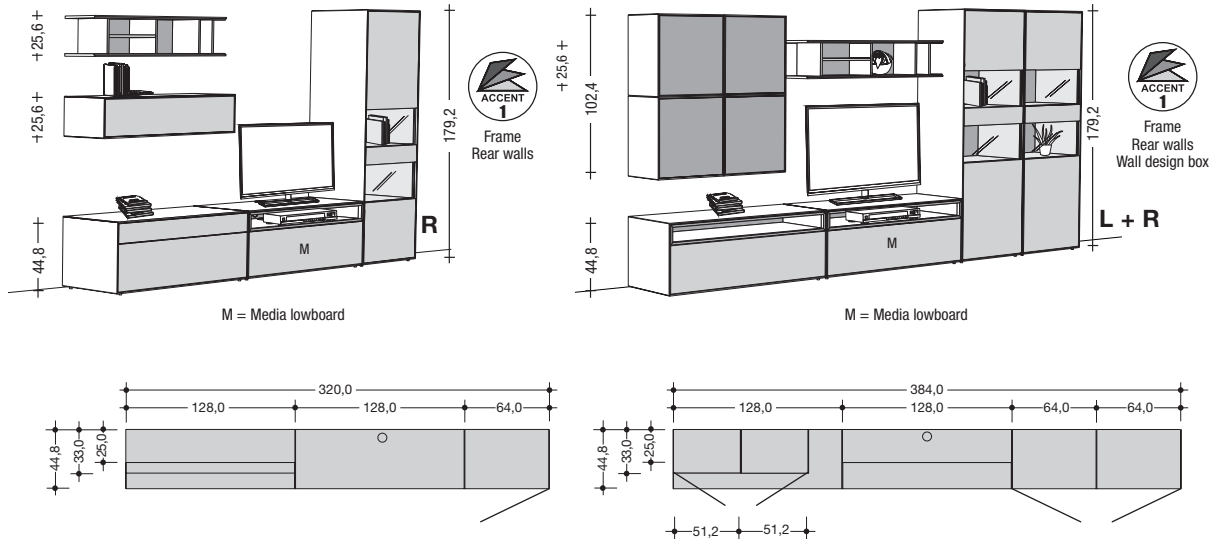


Price group I	Pastel green lacquer
Pure white lacquer	Dark blue lacquer
Price group II	Dark green lacquer
Light grey lacquer	Vanilla yellow lacquer
Sand lacquer	Violet lacquer
Teal blue lacquer	Natural oak
Old rose lacquer	Core walnut

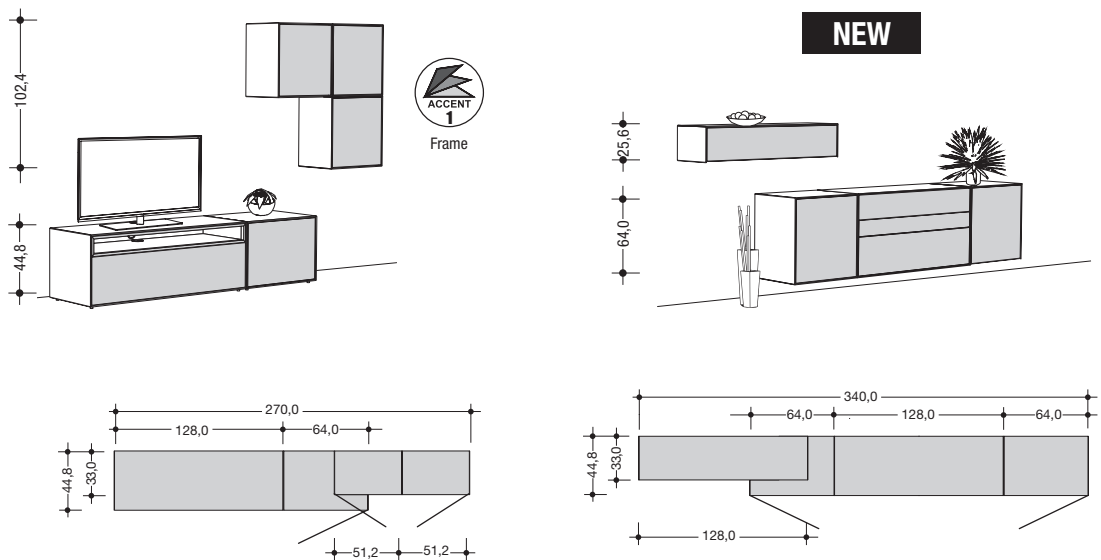
Special combinations

Special combinations are arrangements that are reduced in price. This price advantage is only available when the arrangement is ordered exactly as described. The special combinations can be enhanced by including accessories. These are charged extra.

Note:
Shaded dark grey in sketch
= door of the wall design box
in the same version as the
accent of the frame



Article	Special combination	Special combination
H x W x D in cm	180.7 x 320 x 44.8	180.7 x 384 x 44.8
Order no.	Order no. as illustr. / vice versa	Order no.
Accents in pure white lacquer	991133 / 992133	991153
Accents in light grey lacquer	991134 / 992134	991154
Accents in natural oak	991135 / 992135	991155



Article	Special combination	Special combination
H x W x D in cm	179.2 x 270 x 44.8	128 x 340 x 44.8
Order no.	Order no.	Order no.
Accents in pure white lacquer	991163	990053
Accents in light grey lacquer	991164	-
Accents in natural oak	991165	-

Versions Carcase and front

Pure white lacquer

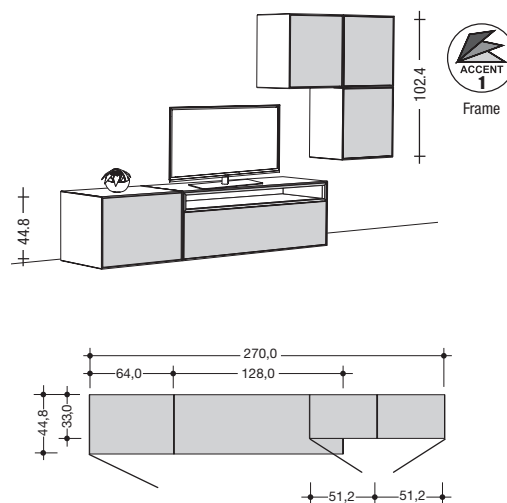
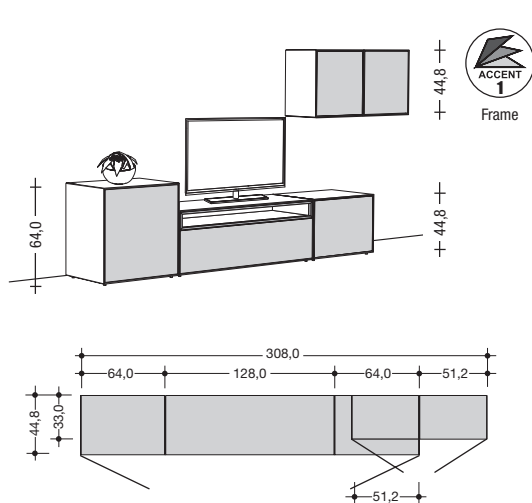
Versions Accent 1: Frame and rear wall

Pure white lacquer
Light grey lacquer
Natural oak

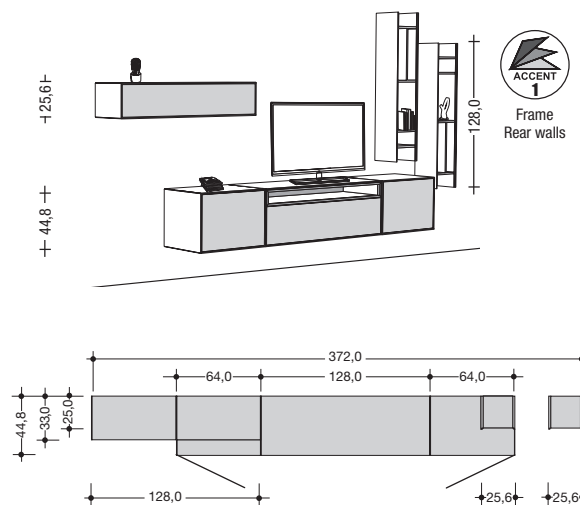
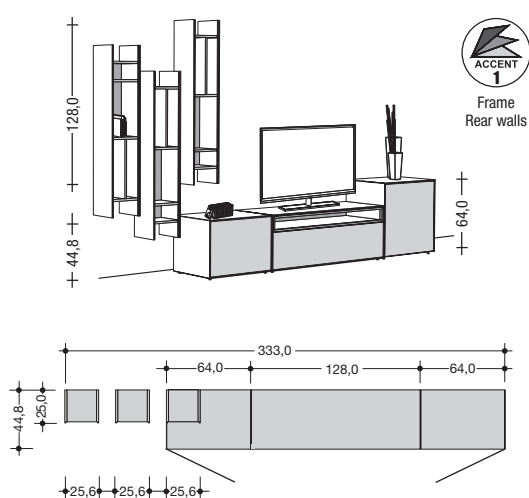


Suggested combinations

As an alternative to planning an individual unit from the complete range there is the possibility of choosing from specially suggested combinations. This eases planning. Incorporating accessories can enhance the suggested combinations. These are charged extra.



Article	Suggested combination	Suggested combination
H x W x D in cm	156 x 308 x 44.8	160 x 270 x 44.8
Order no.	Order no.	Order no.
Accents in pure white lacquer	980013	980023
Accents in light grey lacquer	980014	980024
Accents in natural oak	980015	980025



Article	Suggested combination	Suggested combination
H x W x D in cm	199 x 333 x 44.8	186 x 372 x 44.8
Order no.	Order no.	Order no.
Accents in pure white lacquer	980033	980043
Accents in light grey lacquer	980034	980044
Accents in natural oak	980035	980045

**Versions Accent 2:
Door of wall design box**



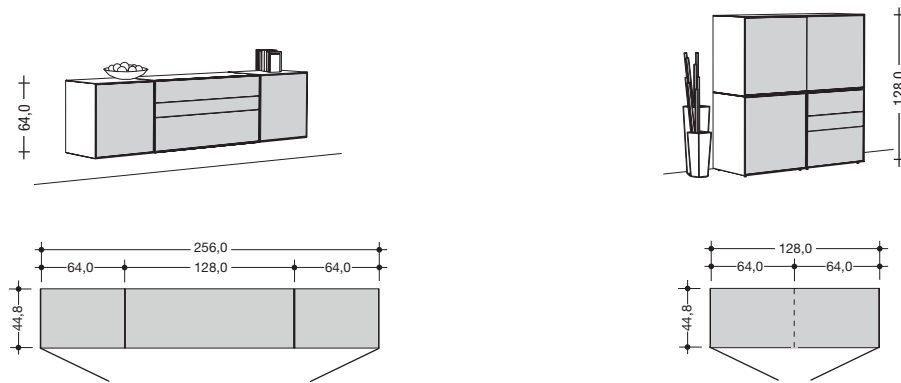
● ● ● made in germany



Price group I	Pastel green lacquer
Pure white lacquer	Dark blue lacquer
Price group II	Dark green lacquer
Light grey lacquer	Vanilla yellow lacquer
Sand lacquer	Violet lacquer
Teal blue lacquer	Natural oak
Old rose lacquer	Core walnut

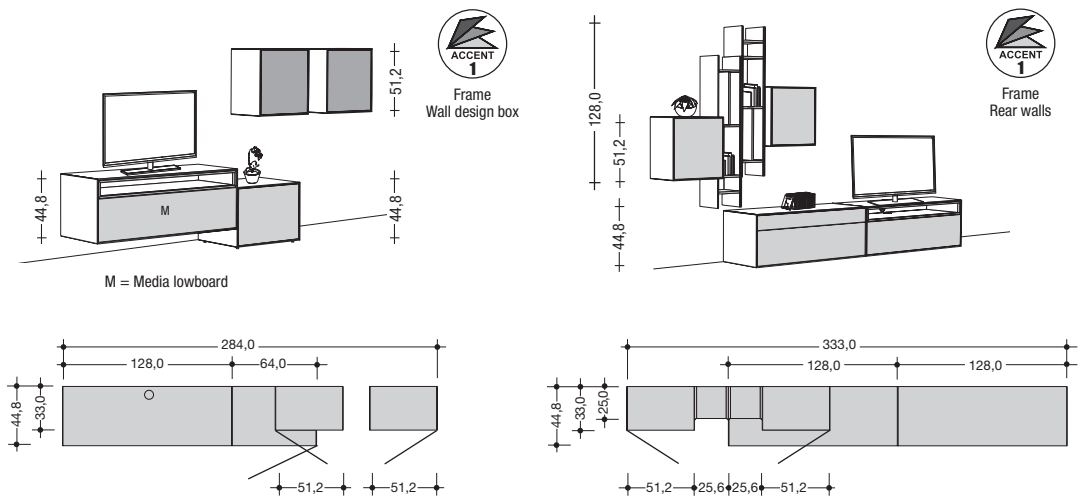
Suggested combinations

As an alternative to planning an individual unit from the complete range there is the possibility of choosing from specially suggested combinations. This eases planning. Incorporating accessories can enhance the suggested combinations. These are charged extra.



Article	Suggested combination	Suggested combination
H x W x D in cm	64 x 256 x 44.8	128 x 128 x 44.8
Order no.	Order no.	Order no.
Accents in pure white lacquer	980053	980063
	-	-

Note:
Shaded dark grey in sketch
= door of the wall design box
in the same version as the
accent of the frame



Article	Suggested combination	Suggested combination
H x W x D in cm	147.2 x 284 x 44.8	222.4 x 333 x 44.8
Order no.	Order no.	Order no.
Accents in pure white lacquer	980083	980163
Accents in light grey lacquer	-	-
Accents in natural oak	980085	980165

Versions Carcase and front

Pure white lacquer

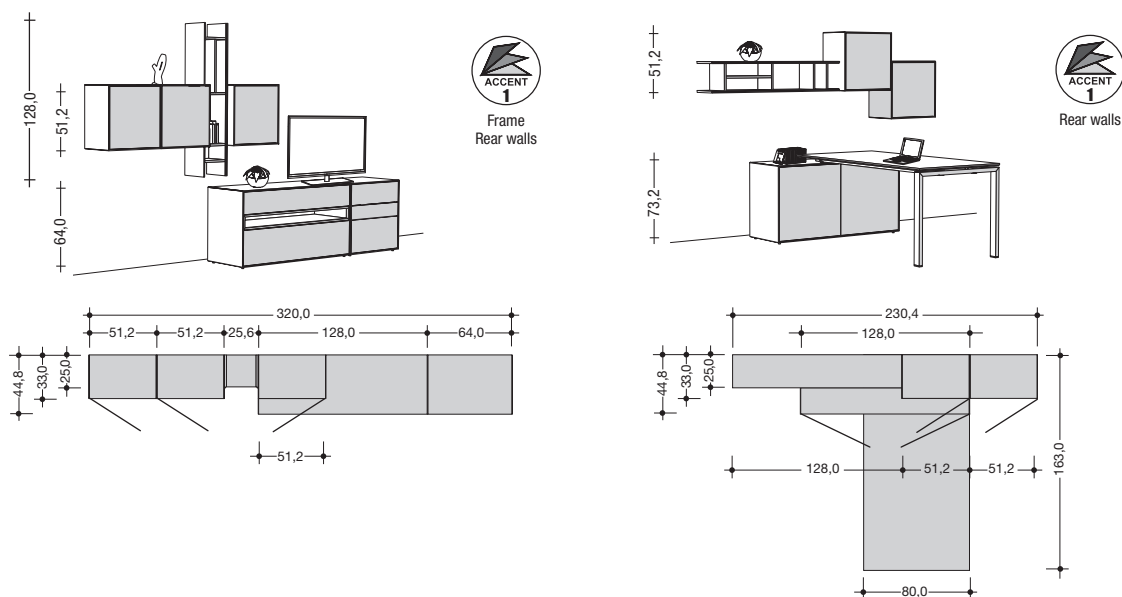
Versions Accent 1: Frame and rear wall

Pure white lacquer
Light grey lacquer
Natural oak

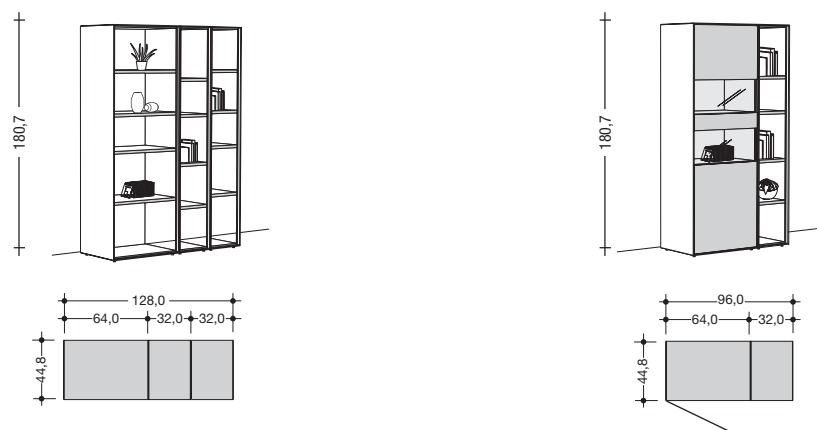


Suggested combinations

As an alternative to planning an individual unit from the complete range there is the possibility of choosing from specially suggested combinations. This eases planning. Incorporating accessories can enhance the suggested combinations. These are charged extra.



Article	Suggested combination		Suggested combination	
H x W x D in cm	204.8 x 320 x 44.8		177.4 x 230.4 x 163	
Order no.	Order no.		Order no.	
Accents in pure white lacquer	980153	-	980123	-
Accents in light grey lacquer	980154	-	980124	-
Accents in natural oak	980155	-	980125	-



Article	Suggested combination		Suggested combination	
H x W x D in cm	180.7 x 128 x 44.8		180.7 x 96 x 44.8	
Order no.	Order no.		Order no.	
Accents in pure white lacquer	980143	-	980113	-
Accents in light grey lacquer				
Accents in natural oak				

**Versions Accent 2:
Door of wall design box**



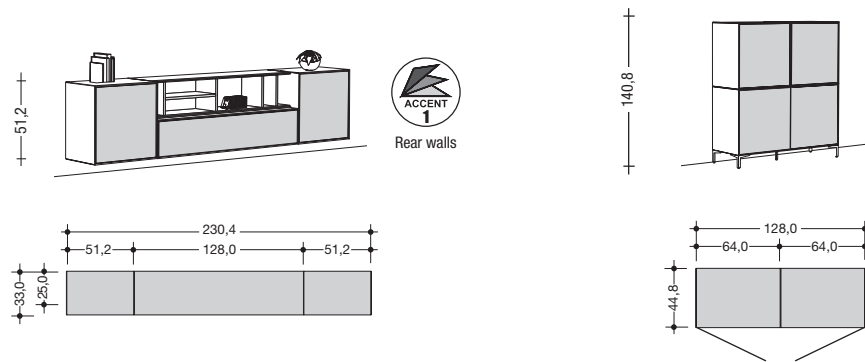
● ● ● made in germany



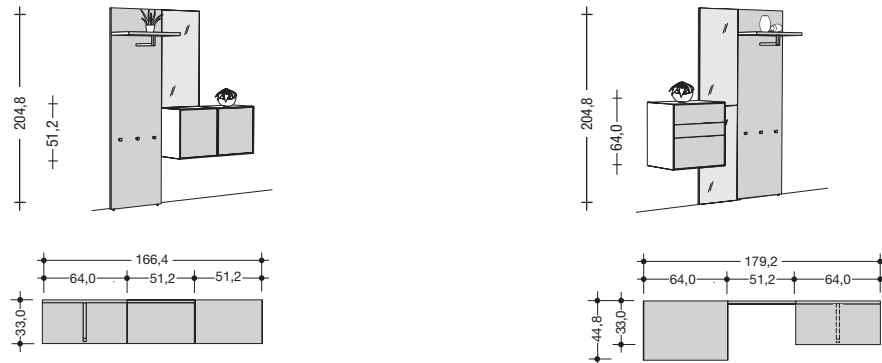
Price group I	Pastel green lacquer
Pure white lacquer	Dark blue lacquer
Price group II	Dark green lacquer
Light grey lacquer	Vanilla yellow lacquer
Sand lacquer	Violet lacquer
Teal blue lacquer	Natural oak
Old rose lacquer	Core walnut

Suggested combinations

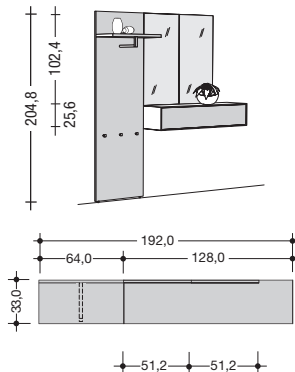
As an alternative to planning an individual unit from the complete range there is the possibility of choosing from specially suggested combinations. This eases planning. Incorporating accessories can enhance the suggested combinations. These are charged extra.



Article	Suggested combination	Suggested combination
H x W x D in cm	72.2 x 230.4 x 33	140.8 x 128 x 44.8
Order no.	Order no.	Order no.
Accents in pure white lacquer	980183	980173
Accents in light grey lacquer	-	-
Accents in natural oak	-	-



Article	Suggested combination	Suggested combination
H x W x D in cm	204.8 x 166.4 x 44.8	204.8 x 179.2 x 44.8
Order no.	Order no.	Order no.
Accents in pure white lacquer	980133	980193
Accents in light grey lacquer	-	-
Accents in natural oak	-	-



Article	Suggested combination	Suggested combination
H x W x D in cm	204.8 x 192 x 44.8	
Order no.	Order no.	
Accents in pure white lacquer	980203	
Accents in light grey lacquer	-	
Accents in natural oak	-	

Versions Carcase and front

Pure white lacquer

Versions Accent 1: Frame and rear wall

Pure white lacquer
Light grey lacquer
Natural oak



Assembly units, media lowboard

1 door

1 drawer, 1 flap

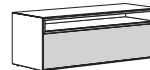
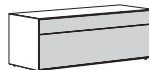
1 open compartment, 1 flap

IR repeater set for lowboards:
type 7777 -

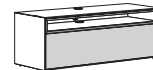
1 open compartment, 1 flap,
with cable management in
rear wall and cover shelf

44.8 cm high
(46.3 cm high
incl. 1.5 cm high
plinth adjusters)

Free choice of revolving
door hinge (left or right);
standard delivery with
right door hinge.



Frame



Article	Assembly unit 3R	Assembly unit 3R	Assembly unit 3R	Media lowboard 3R
H x W x D in cm	44.8 x 64 x 44.8	44.8 x 128 x 44.8	44.8 x 128 x 44.8	44.8 x 128 x 44.8
Order no.	43403	43103	43113	43613
Accents in pure white lacquer	-	-	-	-
Accents in light grey lacquer	-	-	-	-
Accents in natural oak	-	-	-	-

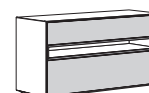
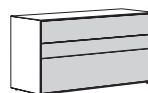
Assembly units

3 drawers

3 drawers

2 drawers, 1 open compartment

64.0 cm high
(65.5 cm high
incl. 1.5 cm high
plinth adjusters)



Frame

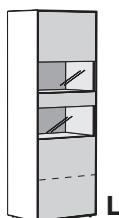
Article	Assembly unit 4R	Assembly unit 4R	Assembly unit 4R
H x W x D in cm	64 x 64 x 44.8	64 x 128 x 44.8	64 x 128 x 44.8
Order no.	44413	44103	44113
Accents in pure white lacquer	-	-	-
Accents in light grey lacquer	-	-	-
Accents in natural oak	-	-	-

Cabinet A, bookshelves A

1 door

The standard rear wall for the cabinet
is in pure white lacquer. The cabinet
is provided with a reversible rear wall
for the glass panel (one side light grey
lacquer, other side natural oak). This is
supplied free of charge.

Open compartments



Rear walls



Arrangement of shelves
as in cabinet A



179.2 cm high
(180.7 cm high
incl. 1.5 cm high
plinth adjusters)

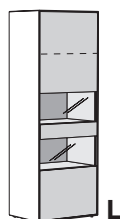
Article	Cabinet 10R	Bookshelf A	Bookshelf A
H x W x D in cm	179.2 x 64 x 44.8	179.2 x 32 x 44.8	179.2 x 64 x 44.8
Order no.	41213 L / 41223 R	42233	42263

Cabinet B, bookshelves B

1 door

The standard rear wall for the cabinet
is in pure white lacquer. The cabinet
is provided with a reversible rear wall
for the glass panel (one side light grey
lacquer, other side natural oak). This is
supplied free of charge.

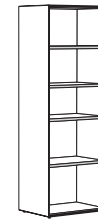
Open compartments



Rear walls



Arrangement of shelves
as in cabinet B



179.2 cm high
(180.7 cm high
incl. 1.5 cm high
plinth adjusters)

Article	Cabinet 10R	Bookshelf B	Bookshelf B
H x W x D in cm	179.2 x 64 x 44.8	179.2 x 32 x 44.8	179.2 x 64 x 44.8
Order no.	42213 L / 42223 R	42333	42363

Legs for assembly units

If units are to be fitted on legs, legs must be
ordered for each unit.



12.8 cm high

Wall bracket

Necessary for wall assembly (stacking or hanging) of
assembly units and cabinets.

LED lamp for compartments behind cabinet doors; incl. footswitch
and preliminary transformer. Colour of light: cold white. Lamps can
also be fitted later.

This luminaire contains built-in LED lamps of the energy classes
A++ to A. The lamps cannot be changed in the luminaire. 12 V

Article	Legs for assembly units (set of 4)	Wall bracket		LED lamp
		for 64 cm width	for 128 cm width	2.0 W
Order no.	Order no.	Order no.	Order no.	Order no.
	465	102	103	110

Versions Accent 2: Door of wall design box



● ● ● made in germany

now! easy
by hülsta

Price group I	Pastel green lacquer
Pure white lacquer	Dark blue lacquer
Price group II	Dark green lacquer
Light grey lacquer	Vanilla yellow lacquer
Sand lacquer	Violet lacquer
Teal blue lacquer	Natural oak
Old rose lacquer	Core walnut

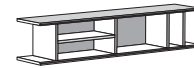
Wall units

1 flap

can be fitted left or right and vertically or horizontally

25.6 cm high

Wall units always incl. wall bracket



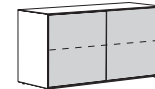
Rear walls

Article	Wall unit	Wall bookcase
H x W x D in cm	25.6 x 128 x 33	25.6 x 128 x 25
Order no.	Order no.	Order no.
Accents in pure white lacquer	42103	42113
Accents in light grey lacquer	-	42114
Accents in natural oak	-	42115

1 door

2 doors

Free choice of revolving door hinge (left or right); standard delivery with right door hinge.



Article	Assembly unit 4R	Assembly unit 4R
H x W x D in cm	64 x 64 x 44.8	64 x 128 x 44.8
Order no.	Order no.	Order no.
Accents in pure white lacquer	44403	44133
	-	-

Wall design box

51.2 cm high

Wall design box always with carcass in pure white lacquer version and incl. wall bracket



Wall design box

1 door



Free choice of revolving door hinge (left or right); standard delivery with right door hinge.

Article	Wall design box
H x W x D in cm	51.2 x 51.2 x 33
Order no.	Order no.
Accents in pure white lacquer	44503
Accents in light grey lacquer	44504
Accents in sand lacquer	44509
Accents in teal blue lacquer	44500
Accents in old rose lacquer	44506
Accents in pastel green lacquer	44507
Accents in dark blue lacquer	44512
Accents in dark green lacquer	44513
Accents in vanilla yellow lacquer	44514
Accents in violet lacquer	44515
Accents in natural oak	44505
Accents in core walnut	44501

Clothes panels, mirror



Clothes panel incl. hat shelf, clothes rod and 3 bag hooks

Can be fitted horizontally and vertically



Article	Clothes unit panel	Mirror
H x W x D in cm	204.8 x 64 x 33	102.4 x 51.2 x 2.3
Order no.	Order no.	Order no.
	41243	4643
	-	-

Table with substructure at one side

Table with substructure at one side for placing on top of 64 cm high assembly units; table is pivotable by 30° to the left and right

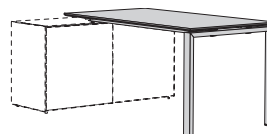


Table ET 22 stand-alone: see now! dining type list.

Article	Table 123	Table 143	Table 163
H x W x D in cm	73.2 x 123 x 80	73.2 x 143 x 80	73.2 x 163 x 80
Order no.	Order no.	Order no.	Order no.
	41283	41483	41683
	-	-	-

E

Versions
Carcase and front

Pure white lacquer

Versions Accent 1:
Frame and rear wall

Pure white lacquer
Light grey lacquer
Natural oak



Possible arrangements



Sketch raster for the now! easy range

● ● ● made in germany

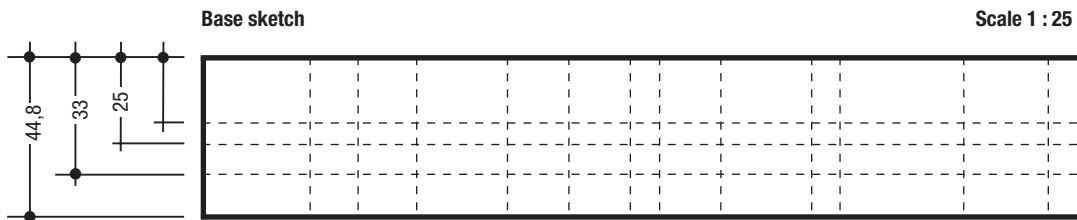
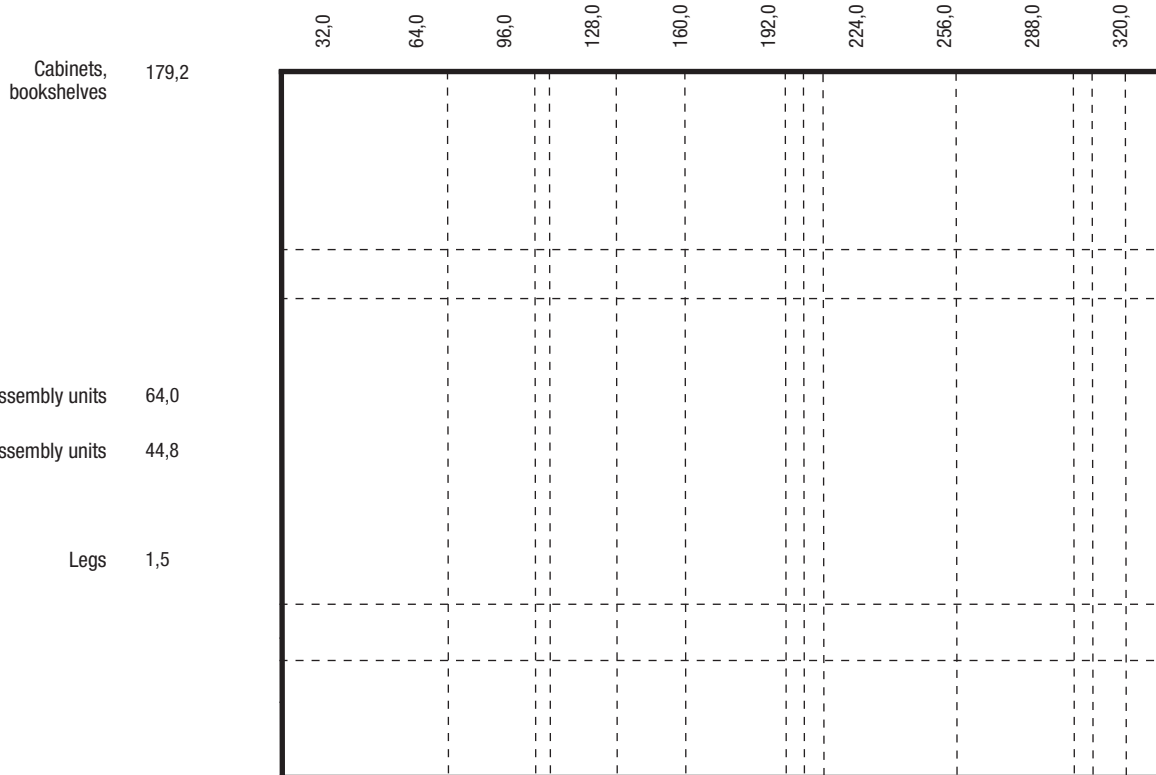


Please superimpose unlined paper and write firmly. In order to avoid slipping, use 2 paper clips or fold the edge of the drawing sheet.

Check list

- 1.) Do the **sketch and the order** match? Do the **dimensions and the sketch** match the type number?
Are all **type numbers** correctly stated in the sketch? Can one see the **position of door hinges**?
- 2.) Are all **type numbers** correct? Have you perhaps confused **price and type numbers**?
- 3.) In combinations of **wooden and lacquer versions**: is it clear which units are to be delivered in which version?
- 4.) Is it clear whether the types ordered are to be employed as **wall units** or as **plinth units**? Have you remembered the **wall bracket** for wall units?
- 5.) Are all **accessories** such as lamps etc. included in the sketch?
- 6.) Is this an **additional order**? If so, when was the **original order**? If possible, include a sketch on which the existing and new units are clearly marked.

Please also remember the planning notes on the introductory pages!



Important note!

Please do not forget to include the following details with each order. This avoids time-consuming correspondence and unnecessary delays in delivery.

Version(s)	Customer	Date	Commission
------------	----------	------	------------

Important notes on including lighting

In all now! ranges lighting with manual switches may only be included **on furniture units** (e.g. the top LED lamp for wardrobes) or **in open compartments, open carcasses or behind clear glass fronts or fronts with a clear glass panel** (e.g. the light strip with LED lamps). **It is not possible to include lighting behind non-transparent fronts (e.g. wood, lacquer, high-gloss fronts or fully rear-lacquered glass fronts).**

IR repeater set

IR repeater set

Infrared signal transmission set for operating media units behind wooden/high-gloss fronts. You can operate as many media units as you like in one compartment with one set. The following applies:

- At least 4 cm distance between unit and front
- One set must be used for each compartment
- The transmitter must be placed in the immediate vicinity of the receiver eye of the media unit
- High-frequency signals cannot be transmitted

The IR repeater set consists of:

- 1 receiver eye (ø 3.0 cm) incl. standing bracket (4.2 x 5.5 x 3.0 cm)
- 1 electric transmitter
- 1 plug EVG 12 V
- Cable clamps

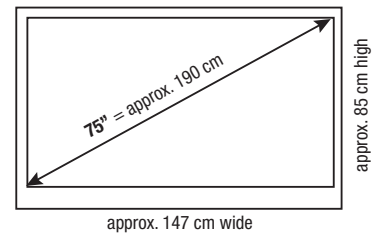
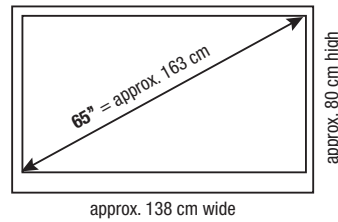
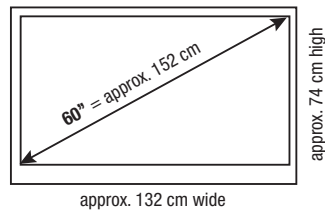
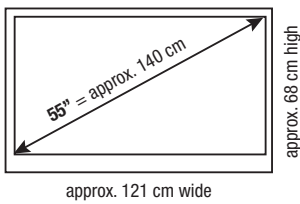
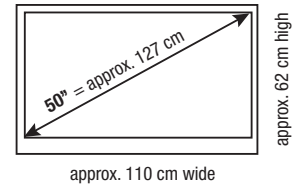
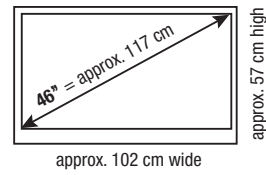
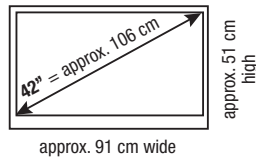
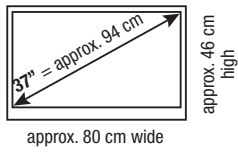
Article	Infrared repeater set for lowboards (1 set per compartment)
Order no.	7777
	-

Flatscreen TV sizes overview

Flatscreen TV sizes overview

These schematic drawings are only for purposes of orientation as to how high and wide flatscreen TV's with different screen diagonal measurements are. The sizes depicted below are however only approximate and vary according to the manufacturer.

On the basis of the sizes you can estimate approximately how wide a lowboard for example has to be so that the flatscreen TV does not protrude at the sides.



Flap hinge

Flap hinge

If not otherwise marked in the type list, all the units with a flap have the flaps hinges at the bottom.

Wall units in general

Important notes:

Generally speaking, you as a dealer/qualified fitter are responsible for the correct wall mounting of the units. That is why wall mounting should only be carried out by properly trained and qualified fitters. hülsta supplies materials for mounting units on walls for nearly all the units and which should be used for safety and for constructional reasons. The assembly materials supplied by hülsta (plugs, screws) are only suitable for fitting components on to concrete in firmness class C12/15.

For other materials (please see next page) we provide you with an assembly mortar set as an extra order. Please note that this assembly mortar set is also only suitable for the materials listed in the materials table. If walls are made up of other materials (e.g. plastered or lighter wall materials), one should use another method of mounting better suited to the load on site. Please note that if the units are not mounted properly on the wall, there is a risk of the units falling down or tipping over – especially when alternative mounting materials acquired on site have been used.

For the reasons stated above it is absolutely essential to enquire about the composition of any walls before signing any contracts.

Further notes:

If 2 - 8 Raster (assembly) units are included as wall units, a maximum load per unit of 40 kg must not be exceeded for reasons of stability!

The wall units can only be fitted on absolutely solid walls. Light masonry is not suitable for this purpose.

If (assembly) units are stacked on top of one another, a wall bracket must be ordered for each stacked unit.

For each project please remember to leave a 2.0 cm gap at the top to be able to mount units.

Maximum loads

Maximum loads

Max. load of wooden and glass (fitted) shelves (up to 70.5 cm wide) and drawers: 25 kg

Max. load of wooden and glass (fitted) shelves (between 70.5 and 105.7 cm wide): 15 kg

Max. load of wooden and glass (fitted) shelves (from 105.7 cm wide): 10 kg

Max. load of cover shelves: 35 kg per metre length for floor units.

Please also note any maximum loads which may be stated in the type list for the individual units!








Wall composition / assembly instruction

Important notes:

The quality of the wall must be checked carefully by qualified personnel before assembly takes place.




Units must only be assembled by qualified personnel who carefully observe the assembly instructions.

The plastic plugs with the type number PSD-SL 8x90 from the Tox company which are supplied by hülsta are suitable when the quality of the wall and the pressure resistance levels comply with the table below. Under no circumstances can units be fitted on light masonry.

		Concrete	\geq C20/25	Pressure resistance \geq 20 N/mm ²	DIN 1045/1 ETAG 001			Vertically perforated brick	Hlz 12	Pressure resistance \geq 10 N/mm ²	DIN 105-1
Concrete and solid brick		Solid bricks	Mz 12	Pressure resistance \geq 12 N/mm ²	DIN 105 DIN EN 771-1	Perforated brick with high density		Precision blocks	PNE	Pressure resistance \geq 10 N/mm ²	Z-17.1-636
		Solid sand-lime brick	KS 12 KSL 12	Pressure resistance \geq 12 N/mm ²	DIN 106 DIN EN 771-2			Perforated sand-lime brick	ST 9	Pressure resistance \geq 10 N/mm ²	DIN 105-1
						Solid brick with porous density		Porous concrete		Pressure resistance \geq 2.5 N/mm ²	

We also supply mounting sets with compound mortar from the Tox company for the following types of walls. Again, units must only be assembled by qualified personnel who carefully consider the quality of the wall and observe the assembly instructions. The pressure resistance levels stated must be adhered to at all times.

Mounting sets and cartridge applicator tool

Perforated brick and vertically perforated brick		Pressure resistance \geq 4 N/mm ²
		
Hollow blocks with light concrete		Pressure resistance \geq 2 N/mm ²

Cartridge applicator tool
One cartridge applicator tool must be ordered once with a mounting set.



Mounting set 1
incl. special mounting materials such as screws and plugs as well as mortar compound; suitable for 140 cm wide wall units (with 3 wall mounting points)

Mounting set 2
incl. special mounting materials such as screws and plugs as well as mortar compound; suitable for 210 cm wide wall units (with 4 wall mounting points)

Article	Cartridge applicator tool	Set 1	Set 2
Order no.	2222	5555	8888
	-	-	-

It is essential for qualified personnel to choose a different and more suitable mounting method in all other cases. hülsta cannot be held responsible for the technically correct choice of different mounting methods!

now! easy

Stand: E 1.2019

Design and concept legally protected, subject to error and alterations to construction, colour and materials by way of technological progress.
© Copyright by hülsta · Imprimé en Allemagne · Printed in Germany

hülsta-werke · Karl-Hüls-Straße 1 · D-48703 Stadtlohn
Tel. +49 (0) 2563 / 86-0 · Fax +49 (0) 2563 / 86-1000
www.now.huelsta.com

